



TECHNICAL DATA


ISC™ BELT

Bande EP ou PP*		PIW	Entretoise SUPER SCREW®	Dimensions des
N/mm				
250/2	253/3	200		
315/2	315/3			
400/2	400/3	228		
500/3	500/4			
630/2	630/3	360		

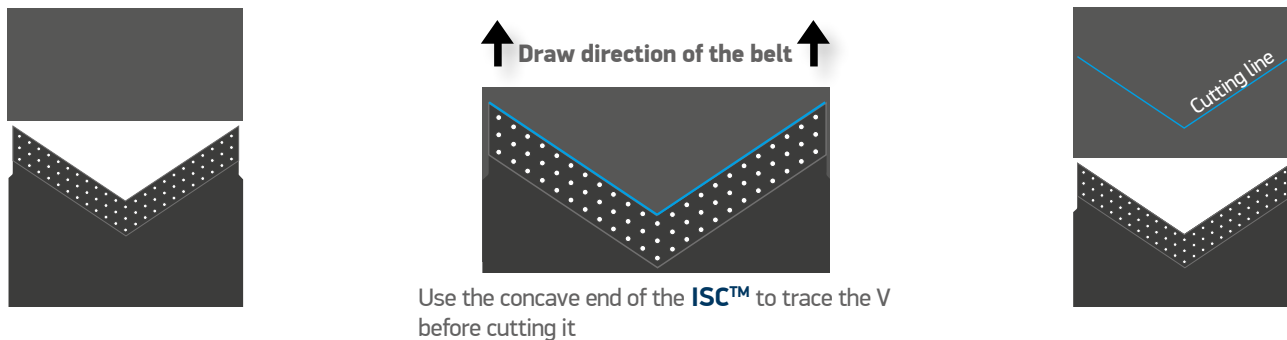
Bande EP ou PP*		PIW	Entretoise SUPER SCREW®	Dimensions des
N/mm				
315/2	315/3	200		
400/2	400/3			

ISC™ PULLING DEVICE

ISC™ BELT

 The installation of the new belt must be installed without interference of the scraper and skirting system.

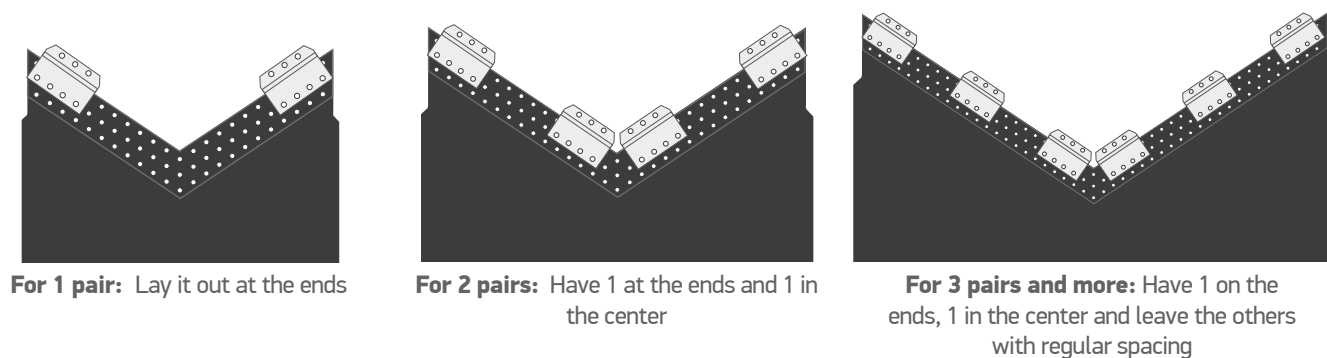
1- Cut the old belt V-shaped (in place on the conveyor):



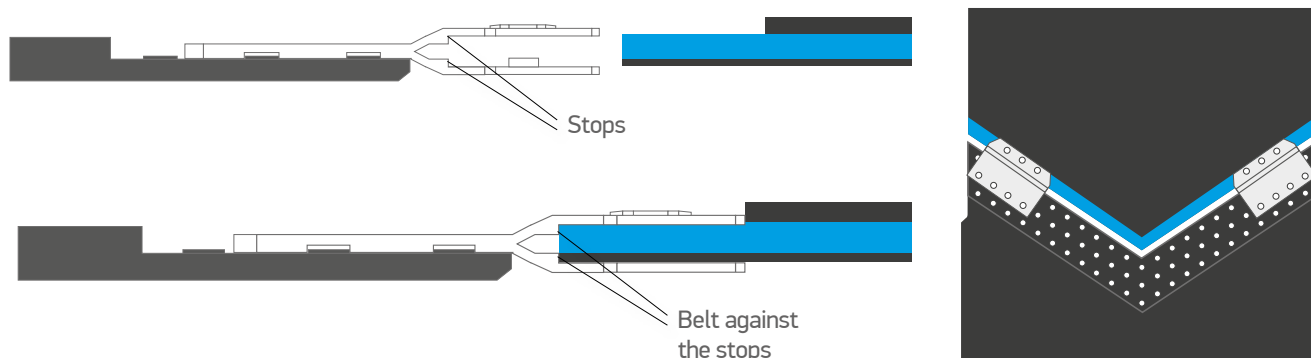
2- Skiving the top cover of the belt to be replaced:



3- Fix the devices* symmetrically on the concave part of the new belt with the screws provided to tighten the device:



4- Bring the skived belt against the stops of the devices and fix them with the screws provided with the pulling device:



The **ISC™** pulling devices will be supplied with the belt. **MLT** will determine the quantity required according to the breaking tension, the width and the weight of the belt

Belt width (mm)	Type of belt : 315 - 400 - 500 N/mm weight max / pair : 400 kg		Type of belt : 630 N/mm weight max / pair : 600 kg		Type of belt : 800 N/mm weight max / pair : 850 kg		Type of belt : 1000 - 1250 N/mm weight max / pair : 1000 kg	
	Belt weight max. (kg)	Quantity of pairs	Belt weight max. (kg)	Quantity of pairs	Belt weight max. (kg)	Quantity of pairs	Belt weight max. (kg)	Quantity of pairs
320 - 560	< 400	1	< 600	1	< 850	1	< 1000	1
	> 400	no	> 600	no	> 850	no	> 1000	no
560 - 810	< 800	2	< 1200	2	< 1700	2	< 2000	2
	> 800	no	> 1200	no	> 1700	no	> 2000	no
810 - 1050	< 1200	3	< 1800	3	< 2550	3	< 3000	3
	> 1200	no	> 1800	no	> 2550	no	> 3000	no
1050 - 1300	< 1000	3	< 1400	3	< 1600	3	< 1800	3
	1000 - 1600	4	1400 - 2400	4	1600 - 3000	4	1800 - 3000	4
	> 1600	no	> 2400	no	> 3000	no	> 3000	no
1300 - 1540	< 1400	4	< 1600	4	< 1800	4	< 2000	4
	1400 - 2000	5	1600 - 3000	5	1800 - 3000	5	2000 - 3000	5
	> 2000	no	> 3000	no	> 3000	no	> 3000	no
1540 - 1800	< 1400	4	< 1600	4	< 1800	4	< 2000	4
	1400 - 1900	5	1600 - 2300	5	1800 - 2400	5	2000 - 2500	5
	1900 - 2400	6	2300 - 3000	6	2400 - 3000	6	2500 - 3000	6
	> 2400	no	> 3000	no	> 3000	no	> 3000	no
1800 - 2000	< 1600	5	< 1800	5	< 2000	5	< 2200	5
	1600 - 2200	6	1800 - 2400	6	2000 - 2500	6	2200 - 2600	6
	2200 - 2800	7	2400 - 3000	7	2500 - 3000	7	2600 - 3000	7
	> 2800	no	> 3000	no	> 3000	no	> 3000	no

Technical Information

ISC™ - Technical Information	
Belt tension	EP 250 to EP 1600 * / PIW 143 to 914* With or without sliding bed/friction bottom With or without breaker (RIP PROTECT, RIPSTOP)
Max. belt width	Up to 2 meters
Max. belt weight	Belt of 3 tons max (possibility of splicing multiple ISC™ belts)
Belt profiles	All profiles: plain, chevron, cleats, sidewall, etc.

* EP 1600 / PIW 914: to be validated beforehand with our services according to the thickness of the belt

ISC™ BELT

PATENTED PRODUCT
MADE IN FRANCE

MLT Conveyor Solutions Expert
More than 70 years of innovation
at your service



 **MLT GROUP**
Conveyor Solutions Expert

www.mltgroup-conveyor.com - info@mltgroup-conveyor.com