

SUPER-SCREW®



PATENTED PRODUCT

MADE IN FRANCE

Lacings / Heavy Industries

100% COMPATIBLE WITH
BELT CLEANERS, BELT TRACKERS AND
TRANSFER POINTS FROM OUR RANGE*



MLT : inventor and manufacturer of the first

FLEXIBLE SPLICE WITH SCREWS





the Original
since
1994

5 generations of flexible splice with screws



Splice your belt simply with screws !

MLT is the original inventor and manufacturer of the **SUPER-SCREW®**, the only flexible screw splice, created in 1994. Our desire to go further in innovation and to always meet your needs has led the **MLT** teams to create new generations of **SUPER-SCREW®**.

When on-site, you are regularly exposed to field related issues :

- need to minimize machine downtime as much as possible,
- difficult condition of access, harsh climatic conditions, compromised staff safety,
- cost constraints,
- need for skilled technicians due to a lack of local maintenance staff, etc.

Screws allow the **SUPER-SCREW®** splice to be installed regardless of :

- the configuration of the conveyor,
- the conditions of access,
- weather conditions,
- temperature (from -80°C (-112°F) to 200°C (392°F) peak).

Furthermore, the screws are specifically designed as self-drilling and self-tapping : they separate the belt fibres without cutting.

This feedback inspires **MLT** teams on a daily basis, and makes them think about improving our products to offer you solutions that are always at the cutting edge of innovation. Based on these observations, **MLT** teams have developed a new generation of **SUPER-SCREW®**, unique and innovative splicing solutions for conveyor belts :

The **SUPER-SCREW®** range is effective, innovative and easy to install!



CORDLESS TOOL KIT WITH SKIVER AND DRIVER

SUPER-SCREW® RANGE

A wide choice for all your needs

5 UNIQUE SPLICES ON THE MARKET

In order to meet all your needs, the MLT teams have developed the SUPER-SCREW® range.

The inventor of the first flexible screw splice, the SUPER-SCREW®, offers you a wide range of choices for your screw splice system.

Discover a range of simple and fast splicing systems to meet all needs, constraints and requirements.

Find the SUPER-SCREW® splice that's right for you!



SUPER-SCREW®
PRIMARY

Special Quarry



Permanent solution


Abrasion resistant (150 mm³)

Packaging :

available in roll of 25 m only

Includes:

Spacers / 1 screw size / PZ bit



SUPER-SCREW®
ORIGINAL

The historical product



Permanent solution

Abrasion resistant (50 mm³) | Heat resistant | Fire resistant | Oil resistant | Heat retardant | Very low temperature

Packaging :

- 85 - 105 : In roll of 3, 5, 10 and 25 m.
- 125 - 250 : In roll of 3, 5, 7.5 and 15 m.

Includes:

Installation tools

Screws, PZ bit and spacers to be ordered separately

- In Kit, pre-assembled and cut to length, for belt widths of 800, 1000, 1200, 1400, 1600 mm.

Includes:

Installation tools / Customization* / Spacers / PZ bit / 2 screw sizes

Type	Thickness of the splice	
	Top	Bottom
35	4 mm (1/8")	3.7 mm (1/8")
63	5 mm (3/16")	4 mm (1/8")
80	6 mm (1/4")	5 mm (3/16")

Type	Thickness of the splice	
	Top	Bottom
85	7.5 mm (5/16")	4.5 mm (3/16")
100	7.5 mm (5/16")	4.5 mm (3/16")
105	9 mm (3 1/8")	4.5 mm (3/16")
125	6.5 mm (1/4")	6 mm (1/4")
127	8.5 mm (5/16")	6 mm (1/4")
140	6.5 mm (1/4")	6 mm (1/4")
145	8.5 mm (5/16")	6 mm (1/4")
160	6.5 mm (1/4")	6 mm (1/4")
165	8.5 mm (5/16")	6 mm (1/4")
180	6.5 mm (1/4")	6 mm (1/4")
185	8.5 mm (5/16")	6 mm (1/4")
200	8.5 mm (5/16")	6 mm (1/4")
205	10 mm (3/8")	6 mm (1/4")
250	10.5 mm (7/16")	8 mm (5/16")





SUPER-SCREW[®] EVOLUTION

The new generation



Permanent solution

Abrasion resistant (50 mm³) | Heat resistant | Fire resistant | Oil resistant | Heat retardant | Very low temperature | Food white
Sliding bed version possible for Abrasion Resistant and Oil Resistant.

Packaging :

- In roll of 3 or 5**, 10 and 25 m.

Includes:

Installation tools / Customization* / Spacers / PZ bit
Screws to be ordered separately

- In Kit, pre-assembled and cut to length, for belt widths of 800, 1000, 1200, 1400 mm.

- White food grade version available in 2000 mm length only.

Includes:

Installation tools / Customization* / Spacers / embouts PZ / 2 screw sizes

Type	Thickness of the splice	
	Top	Bottom
35	3.5 mm (1/8'')	3 mm (1/8'')
50	4 mm (1/8'')	3 mm (1/8'')
63	6 mm (1/4'')	3 mm (1/8'')
80	6 mm (1/4'')	4.7 mm (3/16'')



SUPER-SCREW[®] SECURITY

The security (Security indicator)



Permanent solution

Abrasion resistant (50 mm³) | Heat resistant | Fire resistant | Oil resistant | Heat retardant | Very low temperature

Packaging :

- 65 - 100 : In roll of 3 or 5**, 10 and 25 m.
- 105 : In roll of 3 or 5**, 10 and 15 m.

Includes:


Installation tools / Customization* / Spacers / embouts PZ
Screws to be ordered separately

- In Kit, pre-assembled and cut to length, for belt widths of 650, 800, 1000, 1200, 1400 mm.

Includes:

Installation tools / Customization* / Spacers / embouts PZ / 2 screw sizes

Type	Thickness of the splice	
	Top	Bottom
65	6 mm (1/4'')	3 mm (1/8'')
85	8 mm (5/16'')	4.7 mm (3/16'')
100	8 mm (5/16'')	4.7 mm (3/16'')
105	10 mm (5/16'')	4.7 mm (3/16'')



SUPER-SCREW[®] PREMIUM

High performance (Polyurethane)



Permanent solution

Abrasion resistant (15 mm³) | Oil resistant

Packaging :

- In Kit, pre-assembled and cut to length, for belt widths of 650, 800, 1000, 1200, 1400, 1600 mm.

Includes:

Installation tools / Customization* / Spacers / embouts PZ / 2 screw sizes / Easy Screw Solution

Type	Thickness of the splice	
	Top	Bottom
65	6 ou 8 mm (1/4 or 5/16'')	3 mm (1/8'')
85	8 ou 10 mm (5/16'')	4.7 mm (3/16'')
105	8 ou 10 mm (5/16'')	4.7 mm (3/16'')

*Reserved for partners contracts

**3 or 5 m depending on the top cover type, please consult us.

SUPER-SCREW®

PRIMARY

Special Quarry solution



Are you looking for an efficient way to assist in the installation and maintenance of your belt conveyors in your quarry?

The **SUPER-SCREW® PRIMARY** is the right solution. Thanks to its quick fixing system, you can install the **SUPER-SCREW® PRIMARY** in record time, without having to dismantle your conveyor or use special tools. In addition, the **SUPER-SCREW® PRIMARY** is designed to withstand to the most difficult conditions, so it is perfectly suitable to be used in building material mining sites.

The **SUPER-SCREW® PRIMARY** is an economical, reliable and easy-to-install fastening solution designed to optimize your installation and maintenance time to increase productivity from your quarry.



Applications



Cement plants



Quarries



ABRASION RESISTANT

THE ADVANTAGES

- Manufactured by the inventor of the SUPER-SCREW®
- Made in France
- Reduces downtime of your conveyor
- Easy and quick to install (1 to 2 persons)
- Self installation, low cost investment
- Leak proof and flexible
- Compatible with small pulley diameter
- Compatible with conveyor scrapers

Steel screws and inserts

Steel screws and inserts

High resistance, it's the perfect choice for most applications

Quarries, Cement Plants, Mines, etc.



Technical data

Belt thickness before skiving	mm	3+1	4+1.5	5+1.5	4+2	5+3	6+2	6+3	8+3	10+3
	inch	1/8'' + 1/32''	5/32'' + 1/16''	5/32'' + 1/16''	5/32'' + 1/16''	5/32'' + 1/8''	1/4'' + 1/16''	1/4'' + 1/8''	5/16'' + 1/8''	3/8'' + 1/8''

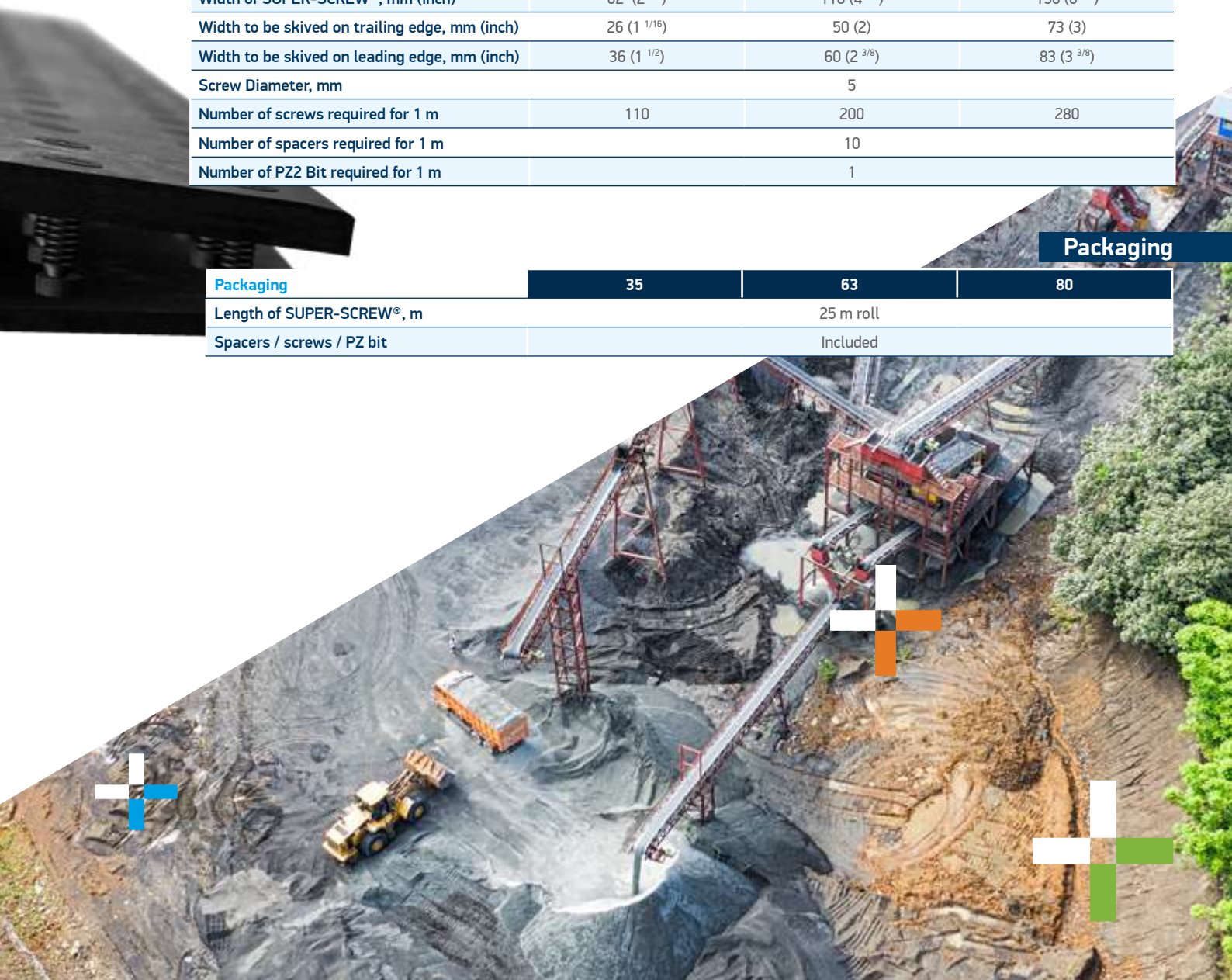
Skiving blades (mm)	3.5	4.5	4.5	4.5	2.5	4.5	3.5	6.5	2.5	6.5	3.5	8.5	3.5	10.5	3.5
---------------------	-----	-----	-----	-----	-----	-----	-----	-----	-----	-----	-----	-----	-----	------	-----

Type	Type of belt		Belt tension	Operating tension	Min pulley Ø, mm	Spacer	Screw dimensions	
			N/mm	PIW				
35	250/2	250/3	350	200	160	506	5 x 12	
	315/2	315/3						
	400/2	400/3						
63	500/3	500/4	630	360	200	508	5 x 14	
	630/2	630/3						
	630/4							
80	800/2	800/3	800	450	250		5 x 16	
	800/4							

	35	63	80
Hardness, shA		65	
mm Top Cover Thickness, mm (± 1 mm)	4	5	6
mm Bottom Cover Thickness, mm (± 1 mm)	3.7	4	5
inch Top Cover Thickness, inch	1/8''	3/16''	1/4''
inch Bottom Cover Thickness, inch	1/8''	1/8''	3/16''
Width of SUPER-SCREW®, mm (inch)	62 (2 1/2)	110 (4 1/4)	156 (6 1/8)
Width to be skived on trailing edge, mm (inch)	26 (1 1/16)	50 (2)	73 (3)
Width to be skived on leading edge, mm (inch)	36 (1 1/2)	60 (2 3/8)	83 (3 3/8)
Screw Diameter, mm		5	
Number of screws required for 1 m	110	200	280
Number of spacers required for 1 m		10	
Number of PZ2 Bit required for 1 m		1	

Packaging

Packaging	35	63	80
Length of SUPER-SCREW®, m		25 m roll	
Spacers / screws / PZ bit		Included	



SUPER-SCREW® ORIGINAL

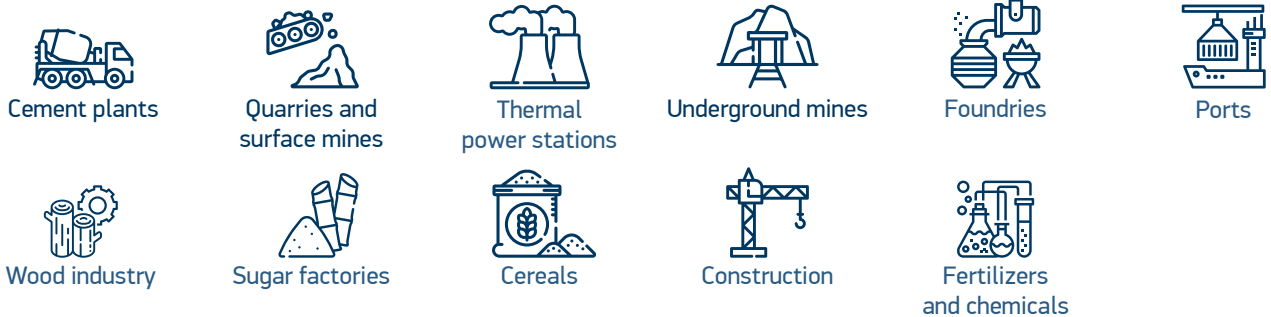
The historical product



MLT is the inventor of the world's first flexible screw splice, created in 1994: the **SUPER-SCREW® ORIGINAL**.

Since then, this permanent endless system has proven its worth all over the world by offering a simple and quick installation in any situation.

Applications



ABRASION RESISTANT

HEAT RESISTANT*

HEAT RETARDANT**

OIL RESISTANT

FIRE RESISTANT

VERY LOW TEMPERATURE

THE ADVANTAGES

- Permanent solution
- Reduces downtime of your conveyor
- Optimizes your productivity
- Easy and quick to install (1 to 2 persons)
- Self installation, low cost investment
- Leak proof and flexible
- Compatible with small pulley diameter
- Compatible with conveyor scrapers



Types of steel for screws and inserts available

Steel screws and inserts

High resistance, it's the perfect choice for most applications :
Quarries, Cement Plants, Mines, etc.

Stainless steel screws and inserts - 316 non-magnetic

For resistance in corrosive and saline applications :
Gold mines, Phosphate mines, Sorting center, Fertilizer plant, Recycling facilities and salt handling



Belt thickness before skiving					mm	6+2	6+3	8+3	10+3				
					inch	1/4'' + 3/32''	1/4'' + 1/8''	5/16'' + 1/8''	3/8'' + 1/8''				
Skiving blades (mm)						6.5	2.5	6.5	3.5	8.5	3.5	10.5	3.5
Type*	Type of belt		Belt tension	Operating tension	Min pulley Ø, mm	Spacer	Screw dimensions						
			N/mm	PIW									
85	800/2	800/3	800	450	250	508	5x16 - 5x18						
	800/4												
100	1000/3	1000/4	1000	570	300	508	5x18 - 5x20						
	1000/5	1000/6											
105	1000/3	1000/4	1000	570	330	508	5x20 - 5x22						
	1000/5	1000/6											
125	1250/3	1250/4	1250	710	350	612	6.3x19.5 - 6.3x21						
	1250/5	1250/6											
127	1250/3	1250/4	1250	710	400	612	6.3x21 - 6.3x22.5						
	1250/5	1250/6											
140	1400/3	1400/4	1400	800	350	612	6.3x19.5 - 6.3x21						
	1400/5												
145	1400/3	1400/4	1400	800	400	612	6.3x21 - 6.3x22.5						
	1400/5												
160	1600/4	1600/5	1600	914	350	612	6.3x21 - 6.3x22.5						
	1600/6												
165	1600/4	1600/5	1600	914	400	612	6.3x22.5 - 6.3x24						
	1600/6												
180	1800/5	1800/6	1800	1030	400	614	6.3x21 - 6.3x22.5						
185	1800/5	1800/6		1030	500								
200	2000/5	2000/6	2000	1140	500	614	6.3x22.5 - 6.3x24						
205	2000/5	2000/6		1140	650								
250	>2000		2500	>1430	800	616	6.3x27 - 6.3x28.5						

*Our splicing solutions have been engineered for normal applications. For tough and abrasive environments, we encourage you to select an upper Super-Screw® size (please check specifications before)

	85	100	105	125	127	140	145	160	165	180	185	200	205	250	
Hardness, shA	65														
mm Top Cover Thickness, mm (± 1 mm)	7.5	7.5	9	6.5	8.5	6.5	8.5	6.5	8.5	6.5	8.5	8.5	10	10.5	
mm Bottom Cover Thickness, mm (± 1 mm)	4.5										6				8
inch Top Cover Thickness, inch	5/16	5/16	3 1/8	1/4	5/16	1/4	5/16	1/4	5/16	1/4	5/16	5/16	3/8	7/16	
inch Bottom Cover Thickness, inch	3/16								1/4				5/16		
Width of SUPER-SCREW®, mm (inch)	156 (6 1/8)								266 (10 1/2)						
Width to be skived on trailing edge, mm (inch)	73 (2 7/8)								126 (4 15/16)						
Width to be skived on leading edge, mm (inch)	83 (3 1/4)								140 (5 1/2)						
Screw Diameter, mm	5								6.3						
Number of screws required for 1 m	280								254						
Number of spacers required for 1 m									10						
Number of PZ Bits required for 1 m									1						

Packaging

ROLL packaging	85 - 105				125 - 250			
Length of SUPER-SCREW®	3 m roll <i>Stainless steel only</i>	5 m roll <i>steel only</i>	10 m roll	25 m roll	3 m roll <i>Stainless steel only</i>	5 m roll <i>steel only</i>	7.5 m roll	15 m roll
Spacers / Screws / PZ bit	to be ordered separately							
Installation tools	Included							
KIT packaging	85 - 250							
Belt width, mm (inch)	800 (31 1/2)	1000 (39 1/4)	1200 (48)	1400 (55)	1600 (63)			
Length of SUPER-SCREW®	830 (32 3/4)	1045 (41)	1245 (49)	1465 (57 3/4)	1660 (65 1/4)			
Spacers / Screws / PZ bit	Included							
Installation tools	Included							

*Heat resistant : can be installed in systems with temperatures up to 150°C (302°F) continuous and 170°C (338°F) flash.

**Heat retardant : can be installed on your high temperature belt and will withstand (temperatures) from 170°C continuous (338°F) to 200°C (392°F) flash.

SUPER-SCREW[®]

EVOLUTION

The new generation



+ In order to always improve innovation, **MLT's** R&D teams have gone beyond the limits of the **SUPER-SCREW[®] ORIGINAL** to create a brand new generation of flexible screw joints, even more flexible and resistant: The **SUPER-SCREW[®] EVOLUTION**.

+ Applications



ABRASION RESISTANT

OIL RESISTANT

HEAT RESISTANT*

FIRE RESISTANT

HEAT RETARDANT**

FOOD WHITE

VERY LOW TEMPERATURE

THE ADVANTAGES

- Permanent solution
- More flexible, more resistant
- Perfect integration into the belt
- Reduce downtime
- Optimizes your productivity
- Easy and quick to install (1 to 2 persons)
- Self installation, low cost investment
- Leak proof and flexible
- Compatible with small pulley diameter
- Compatible with conveyor scrapers

Easier and faster to install

- Easy to cut out the splice
- Less screws for faster installation
- Easier skiving
- New spacers for equal skiving size on both sides

PERFECT INTEGRATION

Product specially designed for thin belts

After skiving, perfect integration in the belt

Technical data

Belt thickness before skiving		mm	3+1.5	4+1.5	5+1.5	4+2	5+3	6+2	6+3	8+3					
		inch	1/8" +1/16"	5/32" +1/16"	3/16" +1/16"	5/32" +1/16"	3/16" +1/8"	1/4" +1/16"	1/4" +1/8"	5/16" +1/8"					
Skiving blades (mm)			3.5	4.5	4.5	4.5	2.5	4.5	3.5	6.5	2.5	6.5	3.5	8.5	3.5
Type*	Type of belt	Belt tension	Operating tension	Min pulley Ø, mm	Screw dimensions										
		N/mm	PIW												
35	250/2 250/3	350	200	160	5x10 - 5x12										
	315/2 315/3														
50	400/2 400/3	630	360	180	5x12 - 5x14										
	500/3 500/4														
	630/2 630/3														
63	630/2 630/3	800	450	200	5x14 - 5x16										
	630/4														
80	800/2 800/3	800	450	250	5x14 - 5x16										
	800/4														


Spacers: One size spacer

*Our splicing solutions have been engineered for normal applications. For tough and abrasive environments, we encourage you to select an upper Super-Screw® size (please check specifications before)

	35	50	63	80
Hardness, shA	65			
mm Top Cover Thickness, mm (± 1 mm)	3.5	4	6	6
Bottom Cover Thickness, mm (± 1 mm)	3	3	3	4.7
inch Top Cover Thickness, inch	1/8	5/32	1/4	1/4
Bottom Cover Thickness, inch	1/8	1/8	1/8	3/16
Width of SUPER-SCREW®, mm (inch)	72 (2 7/32)	116 (4 9/16)	116 (4 9/16)	160 (6 5/16)
Width to be skived on trailing edge, mm (inch)	37 (1 15/32)	59 (2 5/16)	59 (2 5/16)	80 (3 5/32)
Width to be skived on leading edge, mm (inch)	37 (1 15/32)	59 (2 5/16)	59 (2 5/16)	80 (3 5/32)
Screw Diameter, mm	5			
Number of screws required for 1 m	92	184	276	
Number of spacers required for 1 m	4			
Number of PZ2 Bits required for 1 m	1			

Fully integrated

- Smaller pulley diameters
- Better compatibility with scrapers



Thinner and more resistant

- Better integration into the belt
- Improved breaking strength
- Higher abrasion resistance
- More flexible splice

Packaging

ROLL packaging	35 - 80			
Length of SUPER-SCREW®	3 m roll <i>Stainless steel only</i>	5 m roll <i>steel only</i>	10 m roll	25 m roll
Installation tools / Spacers / PZ bit	Included			
Screws	to be ordered separately			
KIT packaging	35 - 80			
Belt width, mm (inch)	800 (31 1/2)	1000 (39 1/4)	1200 (48)	1400 (55)
Length of SUPER-SCREW® mm (inch)	832 (31 3/4)	1057 (41 1/2)	1260 (49 1/2)	1462 (57 1/2)
Installation tools / Spacers / PZ bit	Included			
Screws	Included			

Types of steel for screws and inserts available

Steel screws and inserts

High resistance, it's the perfect choice for most applications :
Quarries, Cement Plants, Mines, etc.



Stainless steel screws and inserts - 316 non-magnetic

For resistance in corrosive and saline applications :
Gold mines, Phosphate mines, Sorting center, Fertilizer plant, Recycling facilities and salt handling



*Heat resistant : can be installed in systems with temperatures up to 150°C (302°F) continuous and 170°C (338°F) flash.

**Heat retardant : can be installed on your high temperature belt and will withstand (temperatures) from 170°C continuous (338°F) to 200°C (392°F) flash.

SUPER-SCREW®

SECURITY


The first splice in the world with a safety indicator

+ In order to optimize your maintenance and your conveyor downtime, **MLT** teams have revolutionized the world of splicing with the **SUPER-SCREW® SECURITY**, equipped with a **safety indicator**.

This new system allows you to predict and then anticipate the time to change your splice, offering you a considerable reduction in downtime.



+ Applications



ABRASION RESISTANT

OIL RESISTANT

HEAT RESISTANT*


FIRE RESISTANT

HEAT RETARDANT**

VERY LOW TEMPERATURE

THE ADVANTAGES

- Safety: red border visible when the splice must be replaced
- Permanent solution
- Perfect integration into the belt
- Maximize your productivity
- Easy and quick to install (1 to 2 persons)
- Self installation, low cost investment
- Leak proof and flexible
- Compatible with small pulley diameter
- Compatible with conveyor scrapers



Belt thickness before skiving		mm		5+3		6+2		6+3		8+3		10+3	
		inch		3/16" + 1/8"		1/4" + 1/16"		1/4" + 1/8"		5/16" + 1/8"		3/8" + 1/8"	
Skiving blades (mm)				4,5	3,5	6,5	2,5	6,5	3,5	8,5	3,5	10,5	3,5
Type*	Type of belt		Belt tension	Operating tension	Min pulley Ø, mm	Screw dimensions							
			N/mm	PIW									
65	630/2	630/3	630	360	200	5x14 - 5x16							
	630/4												
85	800/2	800/3	800	450	250	5x16 - 5x18							
	800/4												
100	1000/3	1000/4	1000	570	300	5x18 - 5x20							
	1000/5 1000/6												
105	1000/3	1000/4	1000	570	350	5x20 - 5x22							
	1000/5 1000/6												

Spacers: One size spacer

*Our splicing solutions have been engineered for normal applications. For tough and abrasive environments, we encourage you to select an upper Super-Screw® size (please check specifications before)

		65	85	100	105
mm inch	Hardness, shA	65			
	Top Cover Thickness, mm (± 1 mm)	6	8	8	10
	Bottom Cover Thickness, mm (± 1 mm)	3	4.7		
	Top Cover Thickness, inch	1/4	5/16	5/16	3/8
	Bottom Cover Thickness, inch	1/8	3/16		
	Width of SUPER-SCREW®, mm (inch)	116 (4 9/16)	160 (6 5/16)		
	Width to be skived on trailing edge, mm (inch)	59 (2 5/16)	80 (3 1/8)		
	Width to be skived on leading edge, mm (inch)	59 (2 5/16)	80 (3 1/8)		
	Screw Diameter, mm	5			
	Number of screws required for 1 m	184	276		
Number of spacers required for 1 m	4				
Number of PZ2 Bits required for 1m	1				

Packaging

ROLL packaging		65 - 105				
Length of SUPER-SCREW®	3 m roll <i>Stainless steel only</i>	5 m roll <i>steel only</i>	10 m roll	15 m*** roll	25 m roll	
Installation tools / Spacers / PZ bit	Included					
Screws	to be ordered separately					
KIT packaging		65 - 105				
Belt width, mm (inch)	650 (25 1/2)	800 (31 1/2)	1000 (39 1/4)	1200 (48)	1400 (55)	
Length of SUPER-SCREW® mm (inch)	675 (26 1/2)	832 (31 3/4)	1057 (41 1/2)	1260 (49 1/2)	1462 (57 1/2)	
Installation tools / Spacers / PZ bit	Included					
Screws	Included					

***Note : SUPER-SCREW® SECURITY 105 only, for this model, maximum length of roll is 15 m.

Types of steel for screws and inserts available

Steel screws and inserts

High resistance, it's the perfect choice for most applications :

Quarries, Cement Plants, Mines, etc.

Stainless steel screws and inserts - 316 non-magnetic

For resistance in corrosive and saline applications :

Gold mines, Phosphate mines, Sorting center, Fertilizer plant, Recycling facilities and salt handling



*Heat resistant : can be installed in systems with temperatures up to 150°C (302°F) continuous and 170°C (338°F) flash.

**Heat retardant : can be installed on your high temperature belt and will withstand (temperatures) from 170°C continuous (338°F) to 200°C (392°F) flash.

SUPER-SCREW®

PREMIUM

The only flexible screw splice in POLYURETHANE



In order to meet the most extreme environments and the most demanding requirements, **MLT** created the **SUPER-SCREW® PREMIUM** : the first **flexible splice to screw in POLYURETHANE**, designed for extremely abrasive applications*.

The polyurethane that composes the upper part of this new **SUPER-SCREW®** splice provides a considerable gain in abrasion resistance (15 mm³), while maintaining the flexibility, perfect integration and strength of **SUPER-SCREW®**.



POLYURETHANE

UNIQUE ON THE MARKET



Applications



Quarries and surface mines



Recycling Plants



Airports



Logistics



Wood industry



Fertilizers and chemicals



Cement plants



Cardboard and paper mills



Ports



Foundries



Agribusiness



Sugar factories



Cereals




Construction



Car industry



Brickworks



Upper part in Polyurethane

Bottom part in rubber

VERY HIGH ABRASION RESISTANCE (15 mm³)

THE ADVANTAGES

- Very high abrasion resistance (15 mm³)
- Polyurethane: reduced friction
- Permanent solution
- Reduces downtime of your conveyor
- Optimizes your productivity
- Easy and quick to install (1 to 2 persons)
- Self installation, low cost investment
- Leak proof and flexible
- Compatible with small pulley diameter
- Compatible with conveyor scrapers

Types of steel for screws and inserts available



Steel screws and inserts

High resistance, it's the perfect choice for most applications :

Quarries, Cement Plants, Mines, etc.



*Only compatible with applications with anti-abrasive and oil-resistance requirements

Belt thickness before skiving		mm		6+2		6+3		8+3		10+3	
		inch		1/4'' + 1/16''		1/4'' + 1/8''		5/16'' + 1/8''		3/8'' + 1/8''	
Skiving blades (mm)				6.5	2.5	6.5	3.5	8.5	3.5	10.5	3.5
Type*	Type of belt		Belt tension	Operating tension	Min pulley Ø, mm	Screw dimensions					
			N/mm	PIW							
65 - 6mm	630/2	630/3	630	360	200	5x14 - 5x16					
	630/4										
65 - 8mm	630/2	630/3	630	360	230	5x16 - 5x18					
	630/4										
85 - 8mm	800/2	800/3	800	450	250	5x16 - 5x18					
	800/4										
85 - 10mm	800/2	800/3	800	450	300	5x18 - 5x20					
	630/4										
105 - 8mm	1000/3	1000/4	1000	570	300	5x18 - 5x20					
	1000/5 1000/6										
105 - 10mm	1000/3	1000/4	1000	570	350	5x20 - 5x22					
	1000/5 1000/6										


Spacers: One size spacer

*Our splicing solutions have been engineered for normal applications. For tough and abrasive environments, we encourage you to select an upper Super-Screw® size (please check specifications before)

		65 - 6mm	65 - 8mm	85 - 8mm	85 - 10mm	105 - 8mm	105 - 10mm	
mm	Hardness, shA	75	85	75	85	75	85	
	Top Cover Thickness, mm (± 1 mm)	6	8	8	10	8	10	
inch	Bottom Cover Thickness, mm (± 1 mm)	3		4.7				
	Top Cover Thickness, (inch)	1/4	5/16	5/16	3/8	5/16	3/8	
inch	Bottom Cover Thickness, (inch)	1/8		3/16				
	Width of SUPER-SCREW®, mm (inch)	116 (4 9/16)			160 (6 5/16)			
	Width to be skived on trailing edge, mm (inch)	58 (2 5/16)			80 (3 1/8)			
	Width to be skived on leading edge, mm (inch)	58 (2 5/16)			80 (3 1/8)			
	Screw Diameter, mm				5			
	Number of screws required for 1 m	184			276			
	Number of spacers required for 1 m				4			
	Number of PZ2 Bits required for 1m				1			

Packaging

KIT packaging	65 - 105					
Belt width, mm (inch)	650 (25 1/2)	800 (31 1/2)	1000 (39 1/4)	1200 (48)	1400 (55)	1600 (63)
Length of SUPER-SCREW®, mm (inch)	675 (26 1/2)	832 (31 3/4)	1057 (41 1/2)	1260 (49 1/2)	1462 (57 1/2)	1665 (65 1/2)
Screws / Installation tools / Spacers / PZ bit	Included					


NEW

In order to optimize screwing time of the **SUPER-SCREW® PREMIUM** splice, **MLT** created **Easy Screw Solution**. This system of screws pre-positioning will allow you to save even more time in your belt splicing.

EVEN FASTER
EASY SCREW SOLUTION



PATENTED PRODUCT
MADE IN FRANCE

MLT Conveyor Solutions Expert

More than 70 years of innovation
at your service



www.mltgroup-conveyor.com - info@mltgroup-conveyor.com