



MLT GROUP

Conveyor Solutions Expert

SUPER-SCREW®



PATENTED PRODUCT

MADE IN FRANCE

Lacings / Heavy Industries

100% COMPATIBLE WITH
BELT CLEANERS, BELT TRACKERS AND
TRANSFER POINTS FROM OUR RANGE*

* in line with our recommended installation procedure. Please consult us.



MLT : inventor and manufacturer of the first
FLEXIBLE SPLICE TO SCREW

SUPER-SCREW®

the Original
 since 1994

5 generations of flexible splice to screw

+ Splice your belt simply with screws !

MLT is the original inventor and manufacturer of the **SUPER-SCREW®**, the only flexible screw splice, created in 1994. Our desire to go further in innovation and to always meet your needs has led the **MLT** teams to create new generations of **SUPER-SCREW®**.

When on-site, you are regularly exposed to field-based issues :

- need to minimize machine downtime as much as possible,
- difficult condition of access, harsh climatic conditions, challenged staff safety,
- overinvestment,
- need for skilled technicians leading to a lack of autonomy of the local staff, etc.

Screws allow the **SUPER-SCREW®** splice to be installed regardless of :

- the configuration of the conveyor,
- the conditions of access,
- weather conditions,
- temperature (from -80°C (-112°F) to 200°C (392°F) peak).

Furthermore, the screws are specifically designed as self-drilling and self-tapping : they separate the belt fibres without cutting.

This feedback inspires **MLT** teams on a daily basis, and makes them think about improving our products to offer you solutions that are always at the cutting edge of innovation. Based on these observations, **MLT** teams have developed a new generation of **SUPER-SCREW®**, unique and innovative splicing solutions for conveyor belts :

The **SUPER-SCREW®** range is performant, innovative and easy to install!



CORDLESS TOOL KIT WITH SKIVER AND DRIVER

SUPER-SCREW® RANGE

A wide choice for all your needs

5 UNIQUE SPLICES ON THE MARKET

In order to meet all your needs, the MLT teams have developed the SUPER-SCREW® range.

The inventor of the first flexible screw splice, the SUPER-SCREW®, offers you a wide range of choices for your screw splice system.

Discover a range of simple and fast splicing systems to meet all needs, constraints and requirements.

Find the SUPER-SCREW® splice that's right for you!



SUPER-SCREW
PRIMARY

Entry range



Temporary solution

Abrasion resistant (150 mm³)

Packaging :

available in roll of 25 m only

Includes:

- Spacers / 1 screw size / PZ bit

Type	Thickness of the splice	
	Top	Bottom
35	4 mm (1/8")	3.7 mm (1/8")
63	5 mm (3/16")	4 mm (1/8")
80	6 mm (1/4")	5 mm (3/16")



SUPER-SCREW
ORIGINAL

The historical product



Permanent solution

Abrasion resistant (50 mm³) | Heat resistant | Fire resistant | Oil resistant | Heat retardant | Very low temperature

Packaging :

- 85 - 105 : In roll of 5, 7.5 and 25 m.
- 125 - 250 : In roll of 3, 5, 10 and 15 m.
- In Kit, pre-assembled and cut to length, for belt widths of 800, 1000, 1200, 1400, 1600 mm.

Includes:

- Installation tools
- customization*

Type	Thickness of the splice	
	Top	Bottom
85	7.5 mm (5/16")	4.5 mm (3/16")
100	7.5 mm (5/16")	4.5 mm (3/16")
105	9 mm (3 1/8")	4.5 mm (3/16")
125	6.5 mm (1/4")	6 mm (1/4")
127	8.5 mm (5/16")	6 mm (1/4")
140	6.5 mm (1/4")	6 mm (1/4")
145	8.5 mm (5/16")	6 mm (1/4")
160	6.5 mm (1/4")	6 mm (1/4")
165	8.5 mm (5/16")	6 mm (1/4")
180	6.5 mm (1/4")	6 mm (1/4")
185	8.5 mm (5/16")	6 mm (1/4")
200	8.5 mm (5/16")	6 mm (1/4")
205	10 mm (3/8")	6 mm (1/4")
250	10.5 mm (7/16")	8 mm (5/16")



SUPER-SCREW
EVOLUTION

The new generation



Permanent solution

Abrasion resistant (50 mm³) | Heat resistant | Fire resistant | Oil resistant | Heat retardant | Very low temperature | Food white
Sliding bed version possible for Abrasion Resistant and Oil Resistant.

Packaging :

- In roll of 3 or 5**, 10 and 25 m
- In Kit, pre-assembled and cut to length, for belt widths of 500, 650, 800, 1000, 1200 mm.
- White food grade version available in 2000 mm length only

Includes:

- Installation tools
- customization*

Type	Thickness of the splice	
	Top	Bottom
35	3.5 mm (1/8")	3 mm (1/8")
50	4 mm (1/8")	3 mm (1/8")
63	6 mm (1/4")	3 mm (1/8")
80	6 mm (1/4")	4.7 mm (3/16")



SUPER-SCREW
SECURITY

The security (Security indicator)



Permanent solution

Abrasion resistant (50 mm³) | Heat resistant | Fire resistant | Oil resistant | Heat retardant | Very low temperature

Packaging :

- 65 - 100 : In roll of 3 or 5**, 10 and 25 m.
- 105 : In roll of 3 or 5**, 10 and 15 m.
- In Kit, pre-assembled and cut to length, for belt widths of 650, 800, 1000, 1200, 1400 mm.

Includes:

- Installation tools
- customization*

Type	Thickness of the splice	
	Top	Bottom
65	6 mm (1/4")	3 mm (1/8")
85	8 mm (5/16")	4.7 mm (3/16")
100	8 mm (5/16")	4.7 mm (3/16")
105	10 mm (5/16")	4.7 mm (3/16")



SUPER-SCREW
PREMIUM

High performance (Polyurethane)



Permanent solution

Abrasion resistant (15 mm³) | Oil resistant

Packaging :

- In Kit, pre-assembled and cut to length, for belt widths of 650, 800, 1000, 1200, 1400, 2000, 3000 mm.

Includes:

- Installation tools
- Spacers / 2 screw sizes / PZ bit
- customization*
- Easy Screw Solution

Type	Thickness of the splice	
	Top	Bottom
65	6 ou 8 mm (1/4 or 5/16")	3 mm (1/8")
85	8 ou 10 mm (5/16")	4.7 mm (3/16")
105	8 ou 10 mm (5/16")	4.7 mm (3/16")

*Reserved for partners contracts

**3 or 5 m depending on the top cover type, please consult us.

SUPER-SCREW®

PRIMARY

Temporary solution



In order to give everyone access to **SUPER-SCREW®** quality and technology, **MLT** teams have created the **SUPER-SCREW® PRIMARY**, the French-made flexible screw joint accessible to everybody.

This temporary splice will allow you an easy installation in any situation in only 2 hours.



Applications



Cement plants



Quarries and surface mines

ABRASION RESISTANT

THE ADVANTAGES

- Manufactured by the inventor of the SUPER-SCREW®
- Made in France
- Reduces downtime of your conveyor
- Easy and quick to install (1 to 2 persons)
- Self installation, low investment
- Leak proof and flexible
- Compatible with small pulley diameter
- Compatible with conveyor scrapers



Steel screws and inserts

Steel screws and inserts

High resistance, it's the perfect choice for most applications
Quarries, Cement Plants, Mines, etc.



Technical data

Belt thickness before skiving	mm	3+1	4+1.5	5+1.5	4+2	5+3	6+2	6+3	8+3	10+3
		inch	1/8" + 1/32"	5/32" + 1/16"	5/32" + 1/16"	5/32" + 1/16"	5/32" + 1/8"	1/4" + 1/16"	1/4" + 1/8"	5/16" + 1/8"

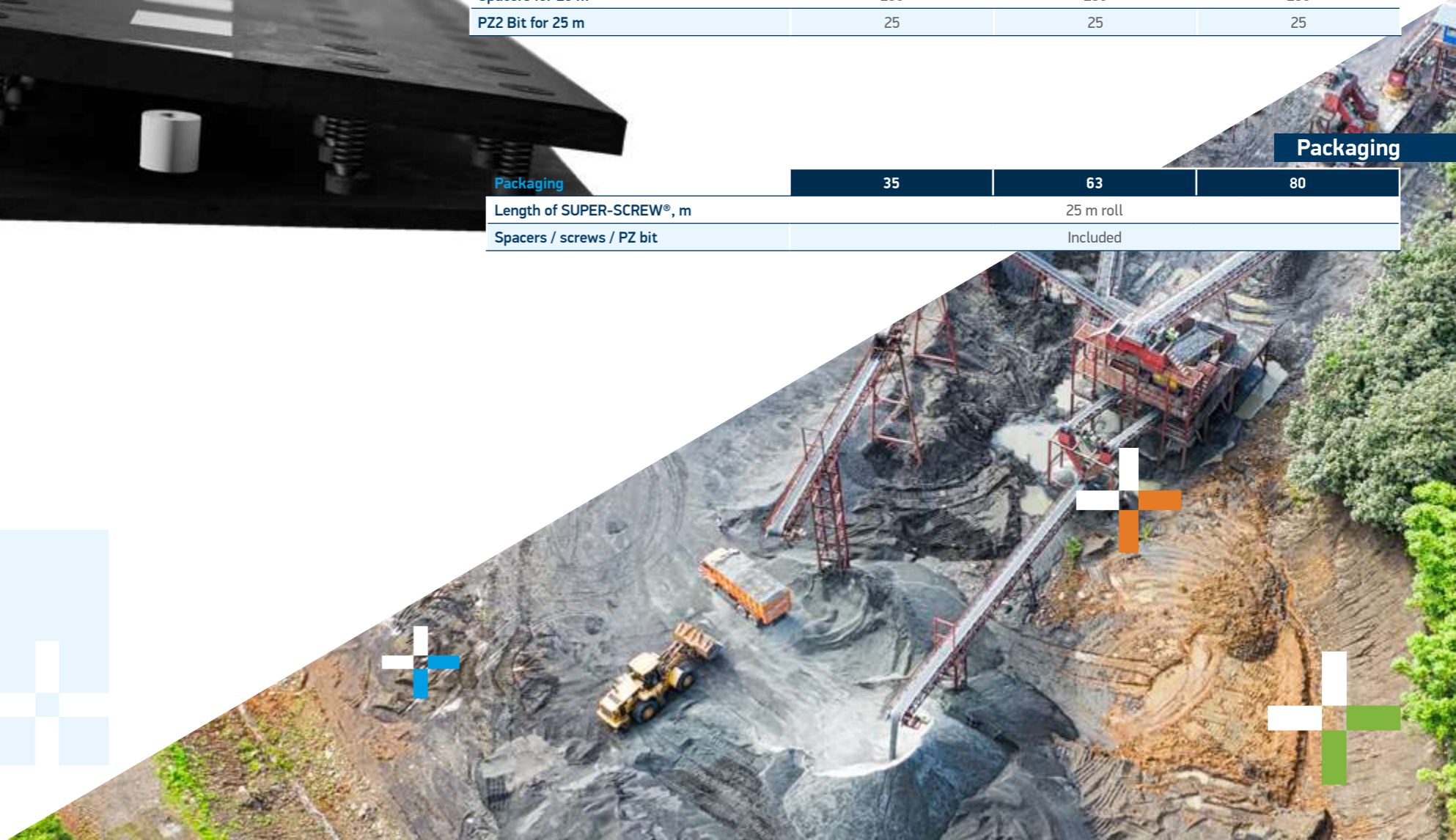
Skiving blades (mm)		3.5	4.5	4.5	4.5	2.5	4.5	3.5	6.5	2.5	6.5	3.5	8.5	3.5	10.5	3.5
---------------------	--	-----	-----	-----	-----	-----	-----	-----	-----	-----	-----	-----	-----	-----	------	-----

Type	Type of belt	Belt tension N/mm	Operating tension PIW	Min pulley Ø, mm	Spacer	Screw dimensions																
						Screw dimensions																
35	250/2	250/3	350	200	160	506	5 x 12															
	315/2	315/3					5 x 14															
	400/2	400/3					5 x 16															
63	500/3	500/4	630	360	200	508	5 x 14															
	630/2	630/3					5 x 16															
80	800/2	800/3	800	450	250	508	5 x 16															
	800/4	800/4					5 x 16															

	35	63	80
mm			
Top Cover Thickness, mm (± 1 mm)	4	5	6
Bottom Cover Thickness, mm (± 1 mm)	3.7	4	5
inch			
Top Cover Thickness, inch	1/8"	3/16"	1/4"
Bottom Cover Thickness, inch	1/8"	1/8"	3/16"
Width of SUPER-SCREW®, mm (inch)	62 (2 1/2)	110 (4 1/4)	156 (6 1/8)
Width to be skived on trailing edge, mm (inch)	26 (1 1/16)	50 (2)	73 (3)
Width to be skived on leading edge, mm (inch)	36 (1 1/2)	60 (2 3/8)	83 (3 3/8)
Screw Diameter, mm	5		
Screws for 25 m	2750	5000	7000
Spacers for 25 m	250	250	250
PZ2 Bit for 25 m	25	25	25

Packaging

	35	63	80
Length of SUPER-SCREW®, m	25 m roll		
Spacers / screws / PZ bit	Included		



SUPER-SCREW ORIGINAL

The historical product

MLT is the inventor of the world's first flexible screw splice, created in 1994: the SUPER-SCREW® ORIGINAL.

Since then, this permanent endless system has proven its worth all over the world by offering a simple and quick installation in any situation.

Applications



Cement plants



Quarries and surface mines



Heavy industries



Underground mines

ABRASION RESISTANT

OIL RESISTANT

HEAT RESISTANT*

FIRE RESISTANT

HEAT RETARDANT**

VERY LOW TEMPERATURE

THE ADVANTAGES

- Permanent solution
- Reduces downtime of your conveyor
- Optimizes your productivity
- Easy and quick to install (1 to 2 persons)
- Self installation, low investment
- Leak proof and flexible
- Compatible with small pulley diameter
- Compatible with conveyor scrapers



Technical data

Belt thickness before skiving		mm	6+2	6+3	8+3	10+3				
		inch	1/4" + 3/32"	1/4" + 1/8"	5/16" + 1/8"	3/8" + 1/8"				
Skiving blades (mm)			6.5	2.5	6.5	3.5	8.5	3.5	10.5	3.5
Type*	Type of belt	Belt tension N/mm	Operating tension PIW	Min pulley Ø, mm	Spacer	Screw dimensions				
85	800/2	800	450	250	508	5x16 - 5x18				
	800/3									
100	1000/3	1000	570	300	508	5x18 - 5x20				
	1000/4									
105	1000/3	1000	570	330	508	5x20 - 5x22				
	1000/4									
125	1250/3	1250	710	350	612	6.3x19.5 - 6.3x21				
	1250/4									
127	1250/3	1250	710	400	612	6.3x21 - 6.3x22.5				
	1250/4									
140	1400/3	1400	800	350	612	6.3x19.5 - 6.3x21				
	1400/4									
145	1400/3	1400	800	400	612	6.3x21 - 6.3x22.5				
	1400/4									
160	1600/4	1600	914	350	612	6.3x21 - 6.3x22.5				
	1600/5									
165	1600/4	1600	914	400	612	6.3x21 - 6.3x22.5				
	1600/5									
180	1800/5	1800	1030	400	614	6.3x21 - 6.3x22.5				
185	1800/5	1800	1030	500	614	6.3x22.5 - 6.3x24				
200	2000/5	2000	1140	500	614	6.3x22.5 - 6.3x24				
205	2000/5	2000	1140	650	614	6.3x24 - 6.3x25.5				
250	>2000	2500	>1430	800	616	6.3x27 - 6.3x28.5				

*Our splicing solutions have been engineered for normal applications. For tough and abrasive environments, we encourage you to select an upper Super-Screw® size (please check specifications before)

	85	100	105	125	127	140	145	160	165	180	185	200	205	250
mm														
Top Cover Thickness, mm (± 1 mm)	7.5	7.5	9	6.5	8.5	6.5	8.5	6.5	8.5	6.5	8.5	8.5	10	10.5
Bottom Cover Thickness, mm (± 1 mm)	4.5													
inch														
Top Cover Thickness, inch	5/16	5/16	3 1/8	1/4	5/16	1/4	5/16	1/4	5/16	1/4	5/16	5/16	3/8	7/16
Bottom Cover Thickness, inch	3/16													
Width of SUPER-SCREW®, mm (inch)	156 (6 1/8)								266 (10 1/2)					
Width to be skived on trailing edge, mm (inch)	73 (2 7/8)								126 (4 15/16)					
Width to be skived on leading edge, mm (inch)	83 (3 1/4)								140 (5 1/2)					
Screw Diameter, mm	5								6.3					
	85 - 105						125 - 250							
Length of SUPER-SCREW®	1 m	3 m	5 m	10 m	25 m	1 m	3 m	5 m	7.5 m	15 m				
Number of screws required	280	840	1400	2800	7000	254	762	1270	1905	3810				
Number of PZ Bits required	1	3	5	10	25	1	3	5	8	15				

Types of steel for screws and inserts available

Steel screws and inserts

High resistance, it's the perfect choice for most applications :
Quarries, Cement Plants, Mines, etc.

Stainless steel screws and inserts

For resistance in corrosive and saline applications :
Gold mines, Phosphate mines, Sorting center, Fertilizer plant, Recycling facilities and salt handling



Packaging

ROLL packaging	85 - 105				125 - 250			
Length of SUPER-SCREW®	3 m roll	5 m roll	10 m roll	25 m roll	3 m roll	5 m roll	7.5 m roll	15 m roll
Spacers / screws / PZ bit	to be ordered separately							
Installation tools	Included							
KIT packaging	85 - 250							
Belt width, mm (inch)	800 (31 1/2)	1000 (39 1/4)	1200 (48)	1400 (55)	1600 (63)			
Length of SUPER-SCREW®	830 (32 3/4)	1045 (41)	1245 (49)	1465 (57 3/4)	1660 (65 1/4)			
Spacers / screws / PZ bit	to be ordered separately							
Installation tools	Included							

*Heat resistant : can be installed in systems with temperatures up to 150°C (302°F) continuous and 170°C (338°F) flash.

**Heat retardant : can be installed on your high temperature belt and will withstand (temperatures) from 170°C continuous (338°F) to 200°C (392°F) flash.

SUPER-SCREW[®]

EVOLUTION

The new generation



In order to always improve innovation, MLT's R&D teams have gone beyond the limits of the SUPER-SCREW[®] ORIGINAL to create a brand new generation of flexible screw joints, even more flexible and resistant: The SUPER-SCREW[®] EVOLUTION.

Applications



Cement plants



Quarries and surface mines



Heavy industries



Underground mines

ABRASION RESISTANT

OIL RESISTANT

FOOD WHITE

HEAT RESISTANT*

FIRE RESISTANT

HEAT RETARDANT**

VERY LOW TEMPERATURE

THE ADVANTAGES

- Permanent solution
- More flexible, more resistant
- Perfect integration into the belt
- Reduce downtime
- Optimizes your productivity
- Easy and quick to install (1 to 2 persons)
- Self installation, low investment
- Leak proof and flexible
- Compatible with small pulley diameter
- Compatible with conveyor scrapers

Easier and faster to install

- Easy to cut out the splice
- Less screws for faster installation
- Easier skiving
- New spacers for equal skiving size on both sides

Fully integrated

- Smaller pulley diameters
- Better compatibility with scrapers

Thinner and more resistant

- Better integration into the belt
- Improved breaking strength
- Higher abrasion resistance
- More flexible splice

Types of steel for screws and inserts available

Steel screws and inserts

High resistance, it's the perfect choice for most applications :
Quarries, Cement Plants, Mines, etc.

Stainless steel screws and inserts

For resistance in corrosive and saline applications :
Gold mines, Phosphate mines, Sorting center, Fertilizer plant, Recycling facilities and salt handling



Technical data

Belt thickness before skiving		mm	3+1.5	4+1.5	5+1.5	4+2	5+3	6+2	6+3	8+3
		inch	1/8" +1/16"	5/32" +1/16"	3/16" +1/16"	5/32" +1/16"	3/16" +1/8"	1/4" +1/16"	1/4" +1/8"	5/16" +1/8"
Skiving blades (mm)			3.5	4.5	4.5	4.5 2.5	4.5 3.5	6.5 2.5	6.5 3.5	8.5 3.5
Type*	Type of belt	Belt tension	Operating tension	Min pulley Ø, mm	Screw dimensions					
		N/mm			PIW					
35	250/2 250/3	350	200	160	5x10 - 5x12					
	315/2 315/3									
50***	400/2 400/3	630	360	180	5x12 - 5x14					
	500/3 500/4									
63	630/2 630/3			200	5x14 - 5x16					
	630/4									
80	800/2 800/3	800	450	250						
	800/4									

***SS50 possible for EP630 4+2 belt

Spacers: One size spacer

*Our splicing solutions have been engineered for normal applications. For tough and abrasive environments, we encourage you to select an upper Super-Screw[®] size (please check specifications before)

	35	50	63	80	
mm					
Top Cover Thickness, mm (± 1 mm)	3.5	4	6	6	
Bottom Cover Thickness, mm (± 1 mm)	3	3	3	4.7	
inch					
Top Cover Thickness, inch	1/8	5/32	1/4	1/4	
Bottom Cover Thickness, inch	1/8	1/8	1/8	3/16	
Width of SUPER-SCREW [®] , mm (inch)	72 (2 27/32)	116 (4 9/16)	116 (4 9/16)	160 (6 5/16)	
Width to be skived on trailing edge, mm (inch)	37 (1 15/32)	59 (2 5/16)	59 (2 5/16)	80 (3 5/32)	
Width to be skived on leading edge, mm (inch)	37 (1 15/32)	59 (2 5/16)	59 (2 5/16)	80 (3 5/32)	
Screw Diameter, mm	5				
Length of SUPER-SCREW [®]	1 m	3 m	5 m	10 m	25 m
	35				
Number of screws required	92	276	460	920	2300
Number of spacers required	4	12	20	40	100
Number of PZ Bits required	1	1	1	2	2
	50 - 63				
Number of screws required	184	552	920	1840	4600
Number of spacers required	4	12	20	40	100
Number of PZ Bits required	1	1	1	2	2
	80				
Number of screws required	276	828	1380	2760	6900
Number of spacers required	4	12	20	40	100
Number of PZ Bits required	1	1	1	2	2

Packaging

	35 - 80				
Length of SUPER-SCREW [®]	3 m roll	5 m roll	10 m roll	25 m roll	
Installation tools / Spacers / PZ bit	Included				
Screws	to be ordered separately				
	35 - 80				
Belt width, mm (inch)	800 (31 1/2)	1000 (39 1/4)	1200 (48)	1400 (55)	1600 (63)
Length of SUPER-SCREW [®] mm (inch)	832 (31 3/4)	1057 (41 1/2)	1260 (49 1/2)	1462 (57 1/2)	1665 (65 1/2)
Installation tools / Spacers / PZ bit	Included				
Screws	Included				

PERFECT INTEGRATION

Product specially designed for thin belts

After skiving, perfect integration in the belt

*Heat resistant : can be installed in systems with temperatures up to 150°C (302°F) continuous and 170°C (338°F) flash.

**Heat retardant : can be installed on your high temperature belt and will withstand (temperatures) from 170°C continuous (338°F) to 200°C (392°F) flash.

SUPER-SCREW®

SECURITY

The first splice in the world with a safety indicator

In order to optimize your maintenance and your conveyor downtime, MLT teams have revolutionized the world of splicing with the SUPER-SCREW® SECURITY, equipped with a **safety indicator**.

This new system allows you to predict and then anticipate the time to change your splice, offering you a considerable reduction in downtime.



Applications



Cement plants



Quarries and surface mines



Heavy industries



Underground mines

ABRASION RESISTANT

OIL RESISTANT

HEAT RESISTANT*


FIRE RESISTANT

HEAT RETARDANT**

VERY LOW TEMPERATURE

THE ADVANTAGES

- Safety: red border visible when the junction must be replaced
- Permanent solution
- Perfect integration in the belt
- Optimizes your productivity
- Easy and quick to install (1 to 2 persons)
- Self installation, low investment
- Leak proof and flexible
- Compatible with small pulley diameter
- Compatible with conveyor scrapers



NEW

WITH SAFETY INDICATOR

Technical data

Belt thickness before skiving		mm	5+3	6+2	6+3	8+3	10+3						
		inch	3/16" + 1/8"	1/4" + 1/16"	1/4" + 1/8"	5/16" + 1/8"	3/8" + 1/8"						
Skiving blades (mm)			4.5	3.5	6.5	2.5	6.5	3.5	8.5	3.5	10.5	3.5	
Type*	Type of belt	Belt tension N/mm	Operating tension PIW	Min pulley Ø, mm	Screw dimensions								
65	630/2	630/3	630	360	200	5x14 - 5x16							
	630/4												
85	800/2	800/3	800	450	250	5x16 - 5x18							
	800/4												
100	1000/3	1000/4	1000	570	300	5x18 - 5x20							
	1000/5	1000/6											
105	1000/3	1000/4	1000	570	350	5x20 - 5x22							
	1000/5	1000/6											

Spacers: One size spacer

*Our splicing solutions have been engineered for normal applications. For tough and abrasive environments, we encourage you to select an upper Super-Screw® size (please check specifications before)

		65	85	100	105		
mm	Top Cover Thickness, mm (± 1 mm)	6	8	8	10		
	Bottom Cover Thickness, mm (± 1 mm)	3		4.7			
inch	Top Cover Thickness, inch	1/4	5/16	5/16	3/8		
	Bottom Cover Thickness, inch	1/8		3/16			
Width of SUPER-SCREW®, mm (inch)		116 (4 9/16)		160 (6 5/16)			
Width to be skived on trailing edge, mm (inch)		59 (2 5/16)		80 (3 1/8)			
Width to be skived on leading edge, mm (inch)		59 (2 5/16)		80 (3 1/8)			
Screw Diameter, mm		5					
Length of SUPER-SCREW®		1 m	3 m	5 m	10 m	15 m***	25 m
		65					
Number of screws required		184	552	920	1840		4600
Number of spacers required		4	12	20	40		100
Number of PZ Bits required		1	1	1	2		2
		85 - 105					
Number of screws required		276	828	1380	2760	4140	6900
Number of spacers required		4	12	20	40	60	100
Number of PZ Bits required		1	1	1	2	2	2

Packaging

		65 - 105				
ROLL packaging						
Length of SUPER-SCREW®		3 m roll	5 m roll	10 m roll	15 m*** roll	25 m roll
Installation tools / Spacers / PZ bit		Included				
Screws		to be ordered separately				
		65 - 105				
KIT packaging						
Belt width, mm (inch)		650 (25 1/2)	800 (31 1/2)	1000 (39 1/4)	1200 (48)	1400 (55)
Length of SUPER-SCREW® mm (inch)		675 (26 1/2)	832 (31 3/4)	1057 (41 1/2)	1260 (49 1/2)	1462 (57 1/2)
Installation tools / Spacers / PZ bit		Included				
Screws		Included				

***Note : SUPER-SCREW® SECURITY 105 only, for this model, maximum length of roll is 15 m.

Types of steel for screws and inserts available

Steel screws and inserts

High resistance, it's the perfect choice for most applications :
Quarries, Cement Plants, Mines, etc.



Stainless steel screws and inserts

For resistance in corrosive and saline applications :
Gold mines, Phosphate mines, Sorting center, Fertilizer plant, Recycling facilities and salt handling



NEW
SAFETY INDICATOR

*Heat resistant : can be installed in systems with temperatures up to 150°C (302°F) continuous and 170°C (338°F) flash.

**Heat retardant : can be installed on your high temperature belt and will withstand (temperatures) from 170°C continuous (338°F) to 200°C (392°F) flash.

SUPER-SCREW® PREMIUM

The only flexible screw splice in POLYURETHANE



POLYURETHANE

UNIQUE ON THE MARKET

In order to meet the most extreme environments and the most demanding requirements, MLT created the SUPER-SCREW® PREMIUM : the first flexible splice to screw in POLYURETHANE, designed for extremely abrasive applications*.

The polyurethane that composes the upper part of this new SUPER-SCREW® splice provides a considerable gain in abrasion resistance (15 mm³), while maintaining the flexibility, perfect integration and strength of SUPER-SCREW®.

Applications



Cement plants



Quarries and surface mines

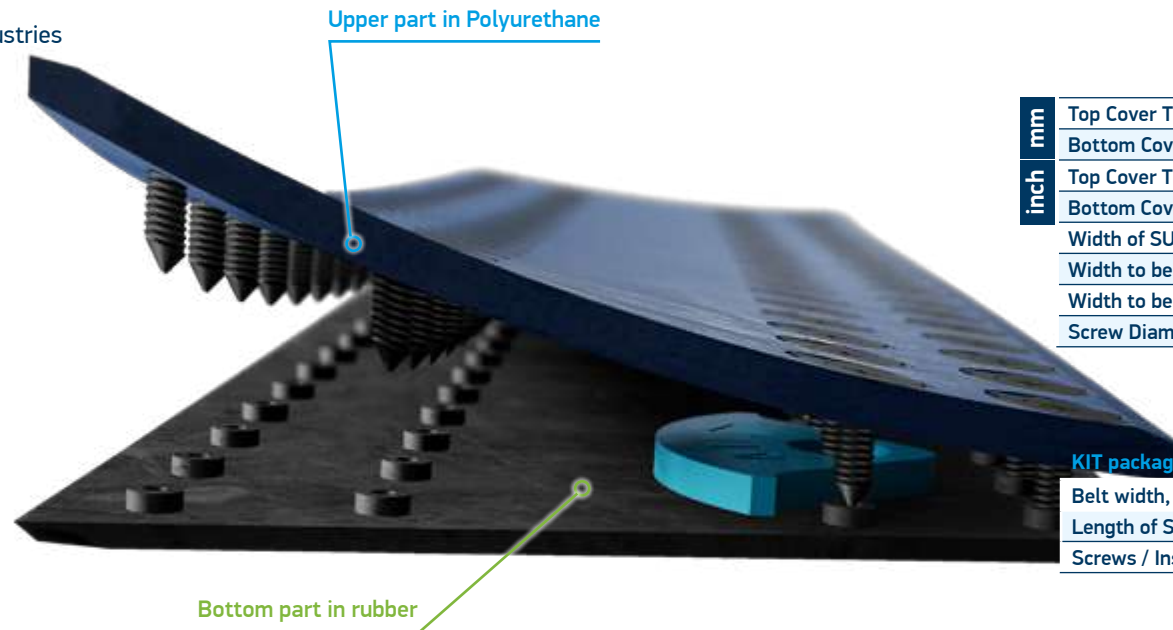


Heavy industries

VERY HIGH ABRASION RESISTANCE (15 mm³)

THE ADVANTAGES

- Very high abrasion resistance (15 mm³)
- Polyurethane: reduced friction
- Permanent solution
- Reduces downtime of your conveyor
- Optimizes your productivity
- Easy and quick to install (1 to 2 persons)
- Self installation, low investment
- Leak proof and flexible
- Compatible with small pulley diameter
- Compatible with conveyor scrapers



Upper part in Polyurethane

Bottom part in rubber

Technical data

Belt thickness before skiving		mm	6+2	6+3	8+3	10+3				
		inch	1/4" + 1/16"	1/4" + 1/8"	5/16" + 1/8"	3/8" + 1/8"				
Skiving blades (mm)			6.5	2.5	6.5	3.5	8.5	3.5	10.5	3.5
Type*	Type of belt	Belt tension N/mm	Operating tension PIW	Min pulley Ø, mm	Screw dimensions					
65 - 6mm	630/2 630/3	630	360	200	5x14 - 5x16					
	630/4									
65 - 8mm	630/2 630/3	630	360	230	5x16 - 5x18					
	630/4									
85 - 8mm	800/2 800/3	800	450	250	5x16 - 5x18					
	800/4									
85 - 10mm	800/2 800/3	800	450	300	5x18 - 5x20					
	630/4									
105 - 8mm	1000/3 1000/4	1000	570	300	5x18 - 5x20					
	1000/5 1000/6									
105 - 10mm	1000/3 1000/4	1000	570	350	5x20 - 5x22					
	1000/5 1000/6									

*Our splicing solutions have been engineered for normal applications. For tough and abrasive environments, we encourage you to select an upper Super-Screw® size (please check specifications before)

	65 - 6mm	65 - 8mm	85 - 8mm	85 - 10mm	105 - 8mm	105 - 10mm
mm	6	8	8	10	8	10
inch	1/4	5/16	5/16	3/8	5/16	3/8
mm	3		4.7			
inch	1/8		3/16			
mm (inch)	116 (4 9/16)		160 (6 5/16)			
mm (inch)	58 (2 5/16)		80 (3 1/8)			
mm (inch)	58 (2 5/16)		80 (3 1/8)			
mm	5					

Packaging

	65 - 105				
mm (inch)	650 (25 1/2)	800 (31 1/2)	1000 (39 1/4)	1200 (48)	1400 (55)
mm (inch)	675 (26 1/2)	832 (31 3/4)	1057 (41 1/2)	1260 (49 1/2)	1462 (57 1/2)
Screws / Installation tools / Spacers / PZ bit	Included				

Types of steel for screws and inserts available

Steel screws and inserts

High resistance, it's the perfect choice for most applications :
Quarries, Cement Plants, Mines, etc.



EVEN FASTER
EASY SCREW SOLUTION

NEW

In order to optimize screwing time of the SUPER-SCREW® PREMIUM splice, MLT created Easy Screw Solution. This system of screws pre-positioning will allow you to save even more time in your belt splicing.

*Only compatible with applications with anti-abrasive and oil-resistance requirements



PATENTED PRODUCT
MADE IN FRANCE

MLT Minet Lacing Technology

More than 70 years of innovation
at your service



Distributor logo



www.mltgroup-conveyor.com - info@mltgroup-conveyor.com